

## **ENVESTNET UNIFIED MANAGED ACCOUNTS:**

*Build, Implement and Monitor Customized Portfolio Models*

Define your portfolio model by entering a model name, selecting the benchmark and entering a brief model description.

**Build a New Model** →

Product Name:  Client Name:  Account:

Total Accounts: 2  
Total Value: \$0

**Model Properties**

Model Name:

Tax Efficiency:

Benchmark Market Index:

Product Description:

Submit Cancel

Powered by Envestnet Asset Management, Inc. Copyright 2000-2009. All Rights Reserved.

**UMA Models** Results: 9 Page: 1 of 1 Go to: 1 Go

Name	Risk	Minimum	Rebalanced	Changed	Accounts	Assets
<a href="#">Aggressive Large Model</a>	Aggressive	\$333,333	n/a	<a href="#">Jun 1, 2009</a>		\$0
<a href="#">Aggressive Overlay Model</a>	Aggressive	\$218,750	n/a	<a href="#">May 27, 2009</a>	1	\$0
<a href="#">Aggressive Small Model</a>	Aggressive	\$150,000	n/a	<a href="#">Jun 8, 2009</a>	1	\$0
<a href="#">All Cap Rotation Dynamic Portfolio - Aggressive</a>	Growth	\$150,000	n/a	<a href="#">Jun 4, 2009</a>		\$0
<a href="#">Growth Model</a>	Growth	\$150,000	n/a	<a href="#">May 29, 2009</a>		\$0
<a href="#">Managed Overlay Model</a>	Capital Preservation	\$700,000	n/a	<a href="#">Jun 8, 2009</a>		\$0
<a href="#">Moderate Model</a>	Moderate	\$538,461	n/a	<a href="#">May 28, 2009</a>		\$0
<a href="#">Moderate Model 05/28/09</a>	Aggressive	\$194,444	n/a	<a href="#">May 28, 2009</a>		\$0
<a href="#">Moderate Overlay Model</a>	Moderate	\$350,000	n/a	<a href="#">Jun 8, 2009</a>		\$0

Page: 1 of 1 Go to: 1 Go

Powered by Envestnet Asset Management, Inc. Copyright 2000-2009. All Rights Reserved.

Determine the Target Risk for your model and select Build Options that allow you to use Suggested Allocations or create your own Custom Asset Allocation.

Home
Proposals
Reports
Models
Firm
Research
Service
Resources

Models
Model Accounts
Trade Blotter
UMA Models
Update Model

### Target Asset Allocation

Name	New Model
Target Risk	<input type="radio"/> Capital Preservation <input type="radio"/> Conservative <input type="radio"/> Conservative Growth <input type="radio"/> Moderate <input type="radio"/> Moderate Growth <input type="radio"/> Growth <input checked="" type="radio"/> Aggressive
Build Options	<input checked="" type="radio"/> Suggested Allocation: Use an asset allocation based on models developed by the Investment Management and Research Team. <input type="radio"/> Efficient Frontier: Use the efficient frontier curve to select an optimized asset allocation for a particular set of asset classes. <input type="radio"/> Custom Allocation: Create your own custom asset allocation. <input type="radio"/> Managed Overlay: Use an asset allocation model managed by the Investment Management and Research Team. <input type="radio"/> No Allocation: Specify model positions without the use of an asset allocation.

Powered by Envestnet Asset Management, Inc. Copyright 2000-2009. All Rights Reserved.

Build and create your own UMA models by choosing from 27 different asset classes to customize your asset allocation

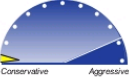
Home | Proposals | Reports | Models | Firm | Research | Service | Resources  
Models | Model Accounts | Trade Blotter | UMA Models | Model Allocation

### New Model


Target	Asset Class
<input type="checkbox"/>	All Cap
<input type="checkbox"/>	Alternative
<input type="checkbox"/>	Balanced
<input type="checkbox"/>	Cash
<input type="checkbox"/>	Commodity
<input type="checkbox"/>	Global Equity
<input type="checkbox"/>	High Yield
<input type="checkbox"/>	Int'l Developed Mkts
<input type="checkbox"/>	Int'l Emerging Mkts
<input type="checkbox"/>	Intermediate Bond
<input type="checkbox"/>	Intermediate Muni
<input type="checkbox"/>	International Bond
<input type="checkbox"/>	Large-Cap Core
<input type="checkbox"/>	Large-Cap Growth
<input type="checkbox"/>	Large-Cap Value
<input type="checkbox"/>	Long Bond
<input type="checkbox"/>	Long Muni
<input type="checkbox"/>	Mid-Cap Core
<input type="checkbox"/>	Mid-Cap Growth
<input type="checkbox"/>	Mid-Cap Value
<input type="checkbox"/>	REITs
<input type="checkbox"/>	Short Bond
<input type="checkbox"/>	Short Muni
<input type="checkbox"/>	Small-Cap Core
<input type="checkbox"/>	Small-Cap Growth
<input type="checkbox"/>	Small-Cap Value
<input type="checkbox"/>	Other

0.00%

Assessed Risk  
Capital Preservation



Asset Allocation



100% Cash

A cash component was added to round the shown Allocation to 100%

Select Asset Allocation | Cancel

Powered by Envestnet Asset Management, Inc. Copyright 2000-2009. All Rights Reserved.

## Determine your model asset allocation and select managers

Search for securities by style or ticker and filter it further according to type.

The system will display your search results and give you the option to review research and add the product to your model.

The products you select will be added to your portfolio model at the recommended allocations. If necessary, you can modify the percentage that should be allocated to each position.

Home
Proposals
Reports
Models
Firm
Research
Service
Resources

**Security Search**

Style:  Ticker:  Description:  Type:  Show:

**Securities** Results: 19 Page: 2 of 2 Go to: 2 Go

ACM-TICKER	SMA	Description	Research	Style	Add
ACM-GCLC	SMA	Great Companies Large Cap Growth Managed Account	<a href="#">Research</a>	Large-Cap Growth	<a href="#">Add</a>
ACM-HVRFD	SMA	Haverford Quality Growth Equity Mgd Acct	<a href="#">Research</a>	Large-Cap Growth	<a href="#">Add</a>
ACM-LOGLCG	SMA	Logan Large Cap Growth Managed Account	<a href="#">Research</a> <sup>PMC</sup>	Large-Cap Growth	<a href="#">Add</a>
ACM-PLCG	SMA	Pioneer U.S. Large Cap Growth Managed Account	<a href="#">Research</a>	Large-Cap Growth	<a href="#">Add</a>
ACM-PUSG	SMA	Pioneer Disciplined Growth Managed Account	<a href="#">Research</a>	Large-Cap Growth	<a href="#">Add</a>
ACM-RCM	SMA	RCM Targeted Growth Portfolio	<a href="#">Research</a>	Large-Cap Growth	<a href="#">Add</a>
ACM-SCSS	SMA	Sector Capital Sector Select Managed Account	<a href="#">Research</a>	Large-Cap Growth	<a href="#">Add</a>
ACM-SGCR	SMA	Seneca Growth with Controlled Risk Managed Account	<a href="#">Research</a>	Large-Cap Growth	<a href="#">Add</a>
ACM-TRANS	SMA	Transamerica Large Cap Growth Managed Account	<a href="#">Research</a> <sup>PMC</sup>	Large-Cap Growth	<a href="#">Add</a>

PMC denotes a fund which has been designated as "Approved" by the PMC Investment Committee. As such, the PMC Group conducts due diligence on the fund.

**Positions** [Change Target Allocation](#)

Target	Ticker	Description	Style	Delete
<input type="text" value="10.50%"/>	ACM-ADVRSCH	Advisory Research Small to Mid Cap Value Managed Account	Small-Cap Value	<input type="button" value="Delete"/>
<input type="text" value="15.00%"/>	ACM-AIDR	Acadian International ADR Managed Account	Int'l Developed Mkts	<input type="button" value="Delete"/>
<input type="text" value="10.50%"/>	ACM-APSG	Apex SMID Growth Managed Account	Small-Cap Growth	<input type="button" value="Delete"/>
<input type="text" value="32.00%"/>	ACM-LSLCV	Loomis Sayles Large Cap Value Managed Account	Large-Cap Value	<input type="button" value="Delete"/>
<input type="text" value="32.00%"/>	ACM-TRANS	Transamerica Large Cap Growth Managed Account	Large-Cap Growth	<input type="button" value="Delete"/>
<input type="text" value="0.00%"/>	Cash			

Note: The model assessed risk may change over time due to changes in the style classifications of the underlying model positions.

**Assessed Risk**

Aggressive

Conservative Aggressive

---

**Asset Allocation**

	Current	Target
Int'l Developed Mkts	15.00%	15.00%
Large-Cap Growth	32.00%	32.00%
Large-Cap Value	32.00%	32.00%
Small-Cap Growth	10.50%	10.50%
Small-Cap Value	10.50%	10.50%

# View and select your customized UMA models to make modifications

Home
Proposals
Reports
Models
Research
Service
Resources

Models | Model Accounts | Trade Blotter
UMA Models
Model Detail

Build a New Model →

Product Name	Client Name	Account	Ticker Held	Risk Rating	<input type="checkbox"/> Active Models Only	<span style="border: 1px solid gray; padding: 2px 5px;">Find</span>
<input style="width: 95%;" type="text"/>	<input style="width: 95%;" type="text"/>	<input style="width: 95%;" type="text"/>	<input style="width: 95%;" type="text"/>	<input style="width: 95%;" type="text"/>		

Total Accounts	2
Total Value	\$0

**UMA Models** Results: 9 Page: 1 of 1 Go to: 1 Go

Name ▲	Risk	Minimum	Rebalanced	Changed	Accounts	Assets
Aggressive Large Model	Aggressive	\$333,333	n/a	Jun 1, 2009		\$0
Aggressive Overlay Model	Aggressive	\$218,750	n/a	May 27, 2009	1	\$0
Aggressive Small Model					1	\$0
All Cap Rotation Dynamic Portfolio - Aggressive						\$0
Growth Model						\$0
Managed Overlay Model						\$0
Moderate Model						\$0
Moderate Model 05/28/09						\$0
Moderate Overlay Model						\$0

Home
Proposals
Reports
Models
Firm
Research
Service
Resources

Models | Model Accounts | Trade Blotter | UMA Models

View Description
Change Properties
Change Positions
Add Alternate
View Change History
Delete Model

Properties	Description
Model Name	Aggressive Large Model
Target Risk Rating	Aggressive
Minimum	\$333,333
Fees at Minimum	2.9834% client fee; 2.00% advisor fee <span style="border: 1px solid gray; padding: 2px 5px;">View Fees</span>
Benchmark	Aggressive Benchmark <sup>1</sup>

Positions	Target	Description	Style	
ACM-ADVRSCH	10.50%	Advisory Research Small to Mid Cap Value Managed Account	Small-Cap Value	<span style="border: 1px solid gray; padding: 2px 5px;">Research</span> <small>pmc</small>
ACM-AIDR	15.00%	Acadian International ADR Managed Account	Int'l Developed Mkts	<span style="border: 1px solid gray; padding: 2px 5px;">Research</span> <small>pmc</small>
ACM-APSG	10.50%	Apex SMID Growth Managed Account	Small-Cap Growth	<span style="border: 1px solid gray; padding: 2px 5px;">Research</span> <small>pmc</small>
ACM-LSLCV	32.00%	Loomis Sayles Large Cap Value Managed Account	Large-Cap Value	<span style="border: 1px solid gray; padding: 2px 5px;">Research</span> <small>pmc</small>
ACM-TRANS	32.00%	Transamerica Large Cap Growth Managed Account	Large-Cap Growth	<span style="border: 1px solid gray; padding: 2px 5px;">Research</span> <small>pmc</small>
Cash	0.00%			

Asset Allocation

Sectors

<sup>1</sup> Aggressive Benchmark designates 32% Russell 1000 Growth, 32% Russell 1000 Value, 21% Russell 2000, 15% MSCI EAFE.

Powered by Envestnet Asset Management, Inc. Copyright 2000-2009. All Rights Reserved.

Powered by Envestnet Asset Management, Inc. Copyright 2000-2009.

# Customize your custom built models

Home
Proposals
Reports
Models
Firm
Research
Service
Resources

[Models](#) | [Model Accounts](#) | [Trade Blotter](#) | [UMA Models](#)

[View Description](#)
[Change Properties](#)
[Change Positions](#)
[Add Alternate](#)
[View Change History](#)
Delete Model

### Properties

Property	Description
Model Name	Aggressive Large Model
Target Risk Rating	Aggressive
Minimum	\$333,333
Fees at Minimum	2.9834% client fee; 2.00% advisor fee <a href="#">View Fees</a>
Benchmark	Aggressive Benchmark <sup>1</sup>

### Asset Allocation

- 32% Large-Cap Growth
- 32% Large-Cap Value
- 10.5% Small-Cap Growth
- 10.5% Small-Cap Value
- 15% Int'l Developed Mkts

### Positions

Ticker	Target	Description	Style	
ACM-ADVRSCH	10.50%	Advisory Research Small to Mid Cap Value Managed Account	Small-Cap Value	<a href="#">Research</a> <small>pmc</small>
ACM-AIDR	15.00%	Acadian International ADR Managed Account	Int'l Developed Mkts	<a href="#">Research</a> <small>pmc</small>
ACM-APSG	10.50%	Apex SMID Growth Managed Account	Small-Cap Growth	<a href="#">Research</a> <small>pmc</small>
ACM-LSLCV	32.00%	Loomis Sayles Large Cap Value Managed Account	Large-Cap Value	<a href="#">Research</a> <small>pmc</small>
ACM-TRANS	32.00%	Transamerica Large Cap Growth Managed Account	Large-Cap Growth	<a href="#">Research</a> <small>pmc</small>
Cash	0.00%			

### Sectors

- 7.28% Bus Serv
- 5.95% Cons Goods
- 7.88% Cons Serv
- 6.15% Energy
- 14.35% Financial
- 10.5% Hardware
- 13.23% Healthcare
- 17.84% Industrial
- 2.63% Media
- 1.2% Software
- 4.91% Telecom
- 4.13% Utilities
- 3.53% Cash
- 0.42% Not Avail

pmc: denotes a fund which has been designated as "Approved" by the PMC Investment Committee. As such, the PMC Group conducts due diligence on the fund.

<sup>1</sup> Aggressive Benchmark designates 32% Russell 1000 Growth, 32% Russell 1000 Value, 21% Russell 2000, 15% MSCI EAFE.

Powered by Envestnet Asset Management, Inc. Copyright 2000-2009. All Rights Reserved.

# Save and view customized UMA portfolio models

Home
Proposals
Reports
Models
Firm
Research
Service
Resources

[Overview](#) | [SMA](#) | [MMA](#) | [VA](#) | [UMAv2](#) | [M](#) | [ETFs](#) | [Commodities](#) | [UMA](#) | [Other Products](#)

**Product Type:** Overlay Models
**Style:**  
**Availability:**  
**Custodian:**  
**Overlay Feature:**  
Find

**Name Contains:**  
 **View SRI Integrated Only**
**Status:**  
 **View Product Favorites Only**

[General](#)

[Statistics](#)

[Performance](#)

[Trends](#)

### Unified Managed Account v2

Name
<a href="#">Aggressive Large Model</a>
<a href="#">Aggressive Overlay Model</a>
<a href="#">Aggressive Small Model</a>
<a href="#">All Cap Rotation Dynamic Portfolio - Aggressive</a>
<a href="#">Growth Model</a>
<a href="#">Managed Overlay Model</a>
<a href="#">Moderate Model</a>
<a href="#">Moderate Model 05/28/09</a>
<a href="#">Moderate Overlay Model</a>

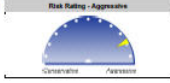
**Aggressive Large Model**

**Portfolio Description**  
This portfolio utilizes separate account models for most equity asset classes in order to provide maximum customization.

**Asset Allocation**

- 52% Large-Cap Growth
- 52% Large-Cap Value
- 10.5% Small-Cap Growth
- 10.5% Small-Cap Value
- 15% Int'l Developed Mkts

**Risk Rating - Aggressive**



**Performance Summary**

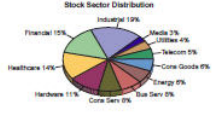
Period	Return	Benchmark <sup>1</sup>
Q1 2009:	-11.19%	-11.90%
1 Year:	-38.67%	-39.20%
3 Year:	-19.62%	-14.62%
5 Year:	0.67%	-4.19%
10 Year:	n/a	-1.25%
Inception:	14.7%	-3.47%

Benchmark: 52% Russell 1000 Growth, 52% Russell 1000 Value, 2% Russell 2000, 15% MSCI EAFE  
Inception Date: 05/28/09

**Portfolio Composition Analysis**  
This Portfolio consists of approximately 98.5% Stocks, and 0.5% Cash.

The Stock Sector Distribution to the right represents the composition of the stock holdings portion only (98.5%) of the investment. This information is as of June 24, 2009 and should not be considered a recommendation to invest in a specific sector. Sector classifications are provided by Morningstar, Inc.

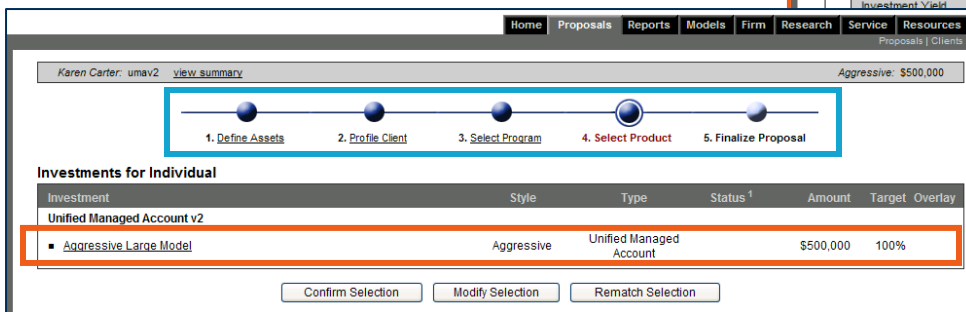
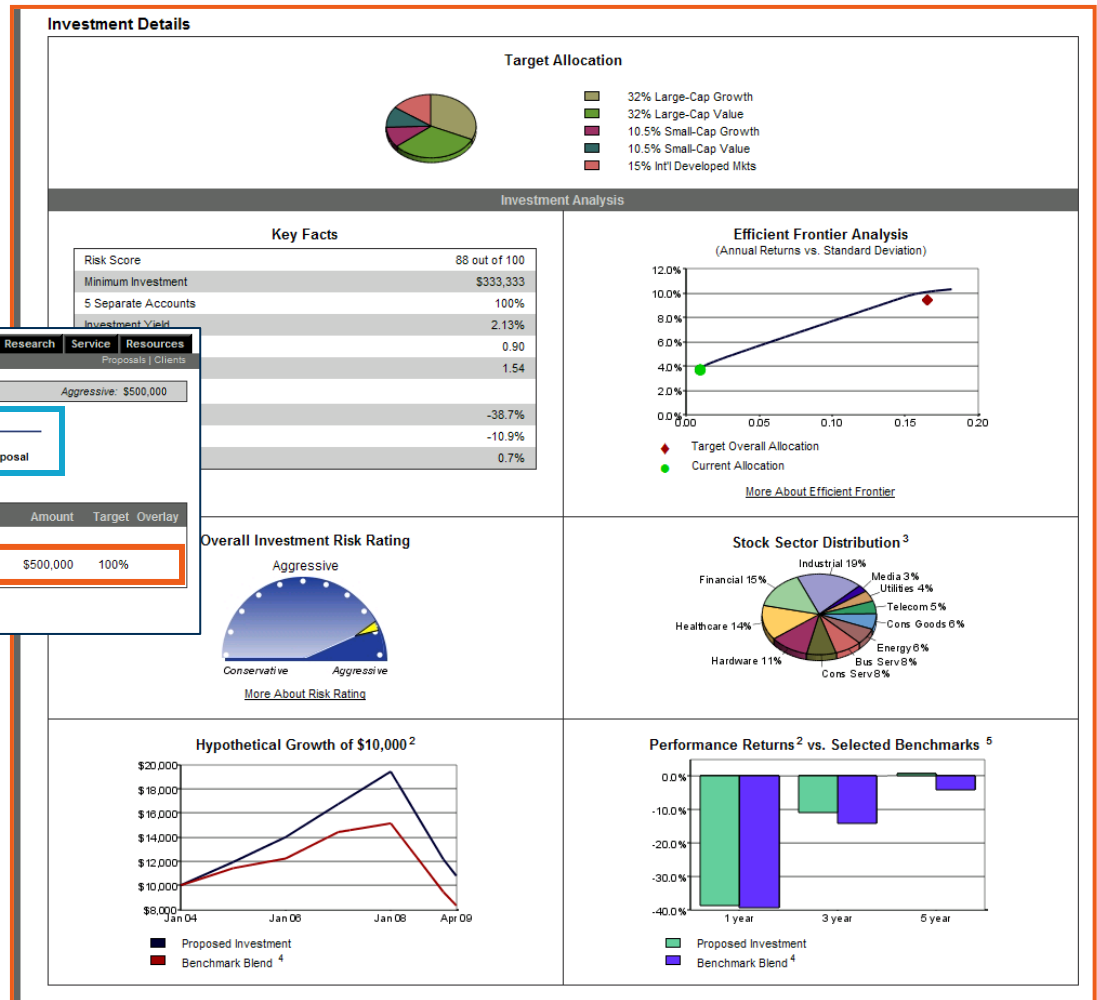
**Block Sector Distribution**



**Disclosures**  
<sup>1</sup> The Holdings information is as of June 24, 2009 and should not be considered a recommendation to buy or sell a particular security. There is no assurance that any specific securities listed will remain in a portfolio.

Results: 9 | Page: 1 of 1 | Go to: 1 | Go x

# Create client portfolios and select one of your custom UMA models during Step 4 of the proposal generation process



To learn more about the **Investnet UMA** or to schedule a demonstration, please contact your Regional Sales team or call **1.888.612.9300** or email, [clientservices@investnet.com](mailto:clientservices@investnet.com).

Visit: [www.investnet.com/UMA](http://www.investnet.com/UMA)

*This presentation is provided for informational and educational purposes only. All investments carry a certain risk and there is no assurance that an investment will provide positive performance over any period of time. Neither Investnet nor its representatives render tax, accounting or legal advice. Past performance is no guarantee of future results.*

---